



# **WisLCS Webinar 2025**

**Erin Schwark**

Statewide Work Zone Operations Engineer

Virtual Webinar

**April 16, 2025**

# Overview

- WisLCS Updates
- User Profiles/Accounts
- Help/Contacts
- Live Demo
  - Requesting a closure (Construction & Local Roads, Maintenance, Permit)
  - Search
- Questions

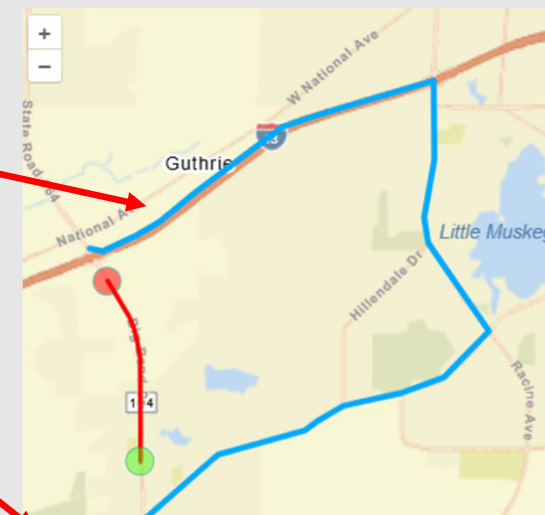


# WisLCS Updates

- Type of Work was updated to multi-select
- Added ability to add detour map/route
- Added local road features (only for construction projects)
- Replicate as-is for system interchanges

**Maintenance Type:**

- Attenuator Work
- Bridge Repair
- Bridge Deck Sealing
- Bridge Washing



Facility 1 | System Interchange

**Road Status:** Full Closure **Duration:** From 04:00 AM on 04/22/2025 to 07:00 AM on 04/22/2025

**Begin County:** MILWAUKEE

**End County:** MILWAUKEE

**Begin Location:** I-41 NB/I-894 WB/US 45 NB TO I-94 EB (S-E ZOO)

**Distance From:** 0.35

**Direction From:** Downstream

**Replicate Facility**

Select replicate type:

Yes Close

Lane	Side Walk	Bike Lane	Parking Lane	Center Lane	Right Shldr
Open	Open	Open	Open	Open	Open

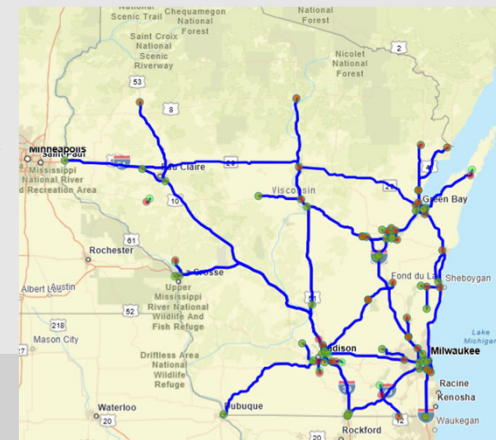


# WisLCS Updates

- Added Prime Contractor Company Name and Emergency TTC Name →
- Made secondary contact a dropdown populated with same users as primary contact →
- Construction Closures
  - Allowable hours limited to Priority Roadways →
  - Partial Acceptance

<b>Primary Contact:</b>	Bucky Badger (bbadger) 123-456-7890
<b>Prime Contractor:</b>	ABC Contractor Ted 249-059-2095
<b>Emergency Traffic Control Contractor:</b>	ETCC Contractor Nancy 290-590-2349

*Primary Contact:	Bucky Badger (bbadger) ▼	123-456-7890
Secondary Contact:	Name	Phone Number
<input type="text" value="Search to auto-fill secondary contact"/>		



# Future Updates

- Subscription Emails
  - Based Weekly/Daily Email - Replace the 3 pm email
  - Emergency Closures
- Adding reviewer contact
- Updates to Search Page



# Accounts

- Added viewer option into new user accounts

Wisconsin Lane Closure System

New User Account Request Form

For assistance with this page, contact your LCS administrator or email [wislcs@topslab.wisc.edu](mailto:wislcs@topslab.wisc.edu).

PLEASE NOTE: ACCOUNT APPROVAL MAY TAKE UP TO TWO BUSINESS DAYS

Step 1: To request a WisLCS user account, complete the information below and press **Next**. Fields marked with \* are required. Press **Cancel** to return to the WisLCS home page without completing your request.

Title:  Mr., Ms., Lt., etc.

\*First Name:

\*Last Name:

Desired User ID:  Ex: bbadger. See note below.

\*Email Address:

\*Confirm Email:

\*Job Title:

\*Organization:

\*Primary Phone:  Ex: 555-555-5555

Secondary Phone:  Ex: 555-555-5555

\*LCS User Type: 

CONSTRUCTION

MAINTENANCE

PERMIT

VIEWER

[Help](#)

\*LCS Region:

Comments:

Next

Reset

Cancel

Note: LCS User IDs are case sensitive. That is, "BBadger" and "bbadger" are treated as two different Users IDs.

# User Types

- Construction
- Maintenance
- Permit

Event Example	User Type
Construction Company to perform construction project on state highway	Construction
City/town/village to perform construction project on state highway (connected highway)	Construction
County Highway Dept to perform maintenance work on state highway	Maintenance
City/town/village to perform maintenance work on state highway (connected highway)	Maintenance
City/town/village to close state highway for Special event (race, parade, etc.)	Permit
Utility Company to conduct utility work on state highway	Permit
Any company working on a state highway with an approved permit	Permit



# User Roles

Task	Standard User	Requestor	Limited Approver	Full Approver
View Closures	X	X	X	X
Search Closures	X	X	X	X
Bookmark Closures	X	X	X	X
View Reports	X	X	X	X
Request a Closure		X	X	X
Edit Own Closures		X	X	X
Edit Team's Non-Priority Roadway Closures		X	X	X
Edit Team's Priority Roadway Closures		X	X	X
Edit any Non-Priority Roadway Closure			X	X
Edit any Priority Roadway Closure			X	X
Accept/Reject Non-PR Closures (entered + pending)			X	X
Enter a Special Event Closure		X	X	X
Accept/Reject PR Closures (entered + pending)				X
Update project information (contact information)				X



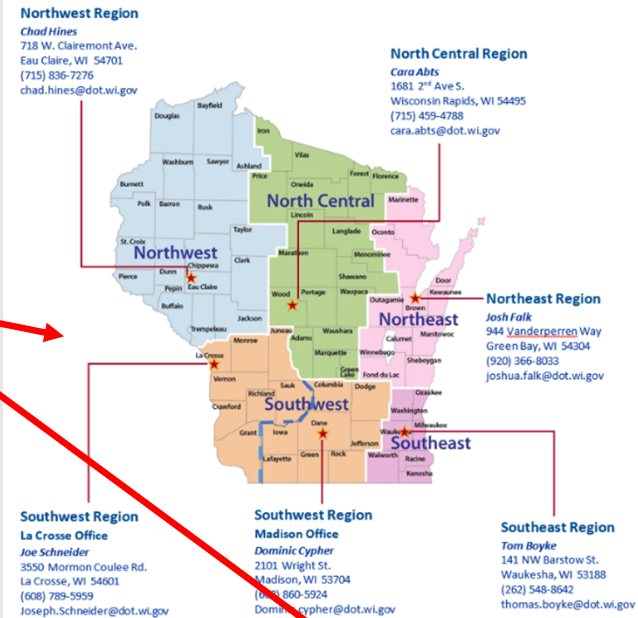


# Contacts

- Reach out to the Regional Contact for questions/help regarding your account, changing regions/profiles/etc.
  - Added clickable emails
- Reach out to TOPS email address ([wislcs@topslab.wisc.edu](mailto:wislcs@topslab.wisc.edu)) for issues with landmarks or issues with the system

## WisDOT Regional Contacts

Most questions about WisLCS usage should be directed to the WisDOT contact person for your region:



Region	Regional Contact	Phone	Email
SW-Madison	Dominic Cypher	(608) 860-5924	<a href="mailto:dominic.cypher@dot.wi.gov">dominic.cypher@dot.wi.gov</a>
SW-La Crosse	Joe Schneider	(608) 789-5959	<a href="mailto:joseph.schneider@dot.wi.gov">joseph.schneider@dot.wi.gov</a>
SE	Tom Boyke	(262) 548-8642	<a href="mailto:thomas.boyke@dot.wi.gov">thomas.boyke@dot.wi.gov</a>
NE	Josh Falk	(920) 366-8033	<a href="mailto:joshua.falk@dot.wi.gov">joshua.falk@dot.wi.gov</a>
NC	Cara Abts	(715) 459-4788	<a href="mailto:cara.abts@dot.wi.gov">cara.abts@dot.wi.gov</a>
NW	Chad Hines	(715) 836-7276	<a href="mailto:chad.hines@dot.wi.gov">chad.hines@dot.wi.gov</a>



# Help

- Beginner Overview  
(New to LCS)
- Manual
- Recorded Presentations
- FAQ

## Help and Training

### [WisLCS Advance Notification Guidelines](#)

Minimum advance notification guidelines for Entering Lane Closure System Requests.

### [WisLCS 2.0 Beginner's Overview](#)

Introduction to WisLCS 2.0 Training Presentation.

### [WisLCS User Manual](#)

Wisconsin Lane Closure System User Manual.

### **WisLCS March 2024 Updates**

Presentations and Recorded Sessions from the March 2024 Wisconsin Lane Closure Version 2.0 Brown Bag Updates.

Construction Project Closures	<a href="#">Presentation</a>	<a href="#">Recording</a>
Maintenance / Permit Closures	<a href="#">Presentation</a>	<a href="#">Recording</a>

### **WisLCS March 2023 Updates**

Presentations and Recorded Sessions from the March 2023 Wisconsin Lane Closure Version 2.0 Brown Bag Updates.

Construction Project Closures	<a href="#">Presentation</a>	<a href="#">Recording</a>
Maintenance / Permit Closures	<a href="#">Presentation</a>	<a href="#">Recording</a>

### **WisLCS Training Materials**

Presentations and Recorded Sessions from the March 2022 Wisconsin Lane Closure Version 2.0 Virtual Training.

Construction Project Closures	<a href="#">Presentation</a>	<a href="#">Recording</a>
Maintenance / Permit Closures	<a href="#">Presentation</a>	<a href="#">Recording</a>
Regional Manager Training	<a href="#">Presentation</a>	<a href="#">Recording</a>

### [WisLCS FAQ](#)



# Live Demo

- Construction Request
  - Setting Up a Project
  - Allowable Hours
  - Requesting a closure with a detour
  - Requesting a closure with local road impacts
- Maintenance Request
- Permit Request
- Search
- Reports



# Questions?

Type in the chat or raise your hand

